

Clearblue®


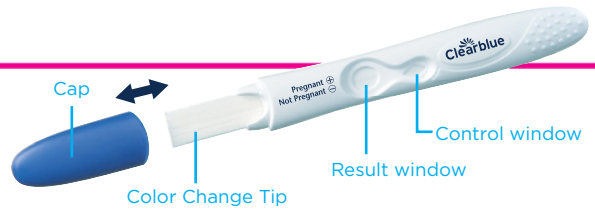
REASSURANCE

• Read this leaflet carefully before taking a test.

Pregnancy Test

1 Test in your urine

- You can test at any time of the day from the day you expect your period.
- Don't drink lots of liquid before taking the test.
- When you are ready to test, remove the test stick from the foil wrapper and take off the blue cap. Use the test stick straight away.
- You can test directly in your urine stream, or in a sample of your urine collected in a clean, dry container.
- Hold the Color Change Tip pointing downwards in either your urine stream, **or** in your collected urine sample, as shown, for **5 seconds only**.
- The Color Change Tip will quickly turn pink, showing that urine is being absorbed. **You must continue to hold the Color Change Tip in the urine for the full 5 seconds.**
- Keep the Color Change Tip pointing downwards or lay the test stick on a flat surface until the line has appeared in the control window. You may wish to replace the cap.
- Throughout testing never hold the test stick with the tip pointing upwards.
- See Q5 if the Color Change Tip has not turned completely pink.



2 Wait 2 minutes

- A blue line in the control window shows that the test has worked.
- You can read your result after **2 minutes**.
- **Do not read your result until this blue line appears.**
- If no blue line appears in the control window within **10 minutes** the test has not worked (see Q6).




IMPORTANT! Read your result within **2-10 minutes** of taking a test. Disregard any changes in your result after this time.

3 Read Your Result


You can now read your result in the result window.

PREGNANT



If your result is 'Pregnant' see Q9 in the Q&A.


NOT PREGNANT



If your result is 'Not Pregnant' see Q10 in the Q&A.

It does not matter if one of the lines that make up the '+' symbol is lighter or darker than the other; the result is 'Pregnant':

Picture A



Picture B



Picture C



If you are still unsure of your result, see Q7 for full details.

Questions and Answers

1 How accurate is Clearblue® Reassurance Pregnancy Test?

This test is more than 99% accurate in laboratory tests, when used from the day of your expected period.¹

2 How does the test work?

When you are pregnant your body produces the pregnancy hormone hCG (human Chorionic Gonadotrophin). The amount of hCG in your body increases in the early stages of pregnancy. This test can detect tiny amounts of this hormone in your urine (the sensitivity of this test is 25mIU/ml).

3 When can I test?

You can test at any time of the day from the day you expect your period to start. To work out when your period is expected, calculate your usual cycle length by counting the number of days from the first day of your period until the day before your next period starts.

- If you have irregular cycles, you should allow for your longest cycle in recent months before testing.
- If the result is 'Not Pregnant', and pregnancy is still suspected, see Q10.

4 Can any medication or medical conditions affect the result?

If you get unexpected results you should discuss them with your doctor.

Medications containing hCG (e.g. Pregnyl^{®2} and Profasi^{®3}) can affect the result.

Ectopic pregnancy and recent pregnancy, even if not carried to full term, can cause misleading results.

The test should not be affected by hormone therapies containing Clomiphene citrate (e.g. Clomid^{®4}), common painkillers, alcohol, antibiotics, or the contraceptive pill.

Always read the manufacturers' instructions for any medication you are taking before taking a test.

5 I have used the test but the Color Change Tip has not turned completely pink. What should I do?

If the Color Change Tip has not turned completely pink you may not have applied enough urine. However, if the blue line in the control window appears within 10 minutes of performing the test then the test has worked. If no blue line appears in the control window within 10 minutes of testing, see Q6.

6 I have used the test but no blue line has appeared in the control window. What should I do?

If there is no blue line in the control window within 10 minutes of performing the test, then the test has not worked. This may be because:

- The Color Change Tip was not kept pointing downwards or the test stick was not laid flat after urine was applied.
- Too much or too little urine was used.

You should test again, using a new test, taking care to follow the instructions. You may wish to collect a sample of your urine in a clean, dry container and immerse just the Color Change Tip for 5 seconds only.

7 What if I am unsure of my result?

For your result to be 'Pregnant' there must be a blue line in the control window and a '+' symbol in the result window within 10 minutes of performing the test.

The appearance of the '+' symbol in the result window may vary, however, the lines that make up the '+' symbol and the line in the control window should be of a similar width (see pictures A-C).

Picture A

This is more likely to occur when you are pregnant and you are testing more than a few days after your expected period as hCG levels are higher.

Picture B

This is not unusual when you are pregnant and you are testing on or around the day of your expected period as hCG levels are still relatively low.

Picture C

This still denotes a 'Pregnant' result.

If you are still unsure of your result, you should wait at least 3 days before testing again, taking care to follow the instructions.

For your result to be 'Not Pregnant' there must be a blue line in the control window and a '-' symbol in the result window within 10 minutes of performing the test.

If your result is 'Not Pregnant' and pregnancy is still suspected, see Q10.

8 How long will the result last?

The result can be read any time up to 10 minutes after taking the test. After 10 minutes, any change in your result should be disregarded.

9 My test says I'm 'Pregnant'. What should I do?

If your test says you are pregnant you should see your doctor who can advise you on what steps you should take next.

10 My test says I'm 'Not Pregnant'. What should I do?

You may not be pregnant or the level of pregnancy hormone may not be high enough yet to be detected, or you may have miscalculated the day your period was expected. If your period is overdue, test again in 3 days' time if pregnancy is still suspected. If this test gives you a 'Not Pregnant' result and you still have not had your period, see your doctor.

www.clearblue.com

Clearblue® Helpline

Monday - Friday 8:30a.m. - 5:00p.m.

Eastern Time.

Toll-free. 1-800-321-3279

All calls are recorded and may be monitored for quality purposes. Please be ready to quote the LOT number from both the inner and outer packaging.

Home Pregnancy Test.

For *in vitro* diagnostic use only.

Store at 36°-86°F (2°-30°C).

Allow to reach room temperature for 30 minutes prior to testing if stored refrigerated.

Do not freeze.

Keep out of the reach of children.

Do not use if the foil wrapper containing the test stick is damaged.

Do not use if the test stick is past its expiration date.

Use once.

Distributed by Procter & Gamble, Cincinnati, OH 45202.

Clearblue® is a trademark of Swiss Precision Diagnostics GmbH (SPD). © 2018 SPD. All rights reserved.

Pat. - see

www.swissprecisiondiagnostics.com/patents

¹99% accurate at detecting typical pregnancy hormone levels. However, some pregnant women may not have detectable amounts of pregnancy hormone in their urine on the first day of the missed period or may have miscalculated the first day of their period.

²Pregnyl® is a registered trademark of ORGANON USA, Inc.

³Profasi® is a registered trademark of Ares Trading S.A.

⁴Clomid® is a registered trademark of Sanofi-Aventis.